

Conditions

Column: ACE 3 C18-PFP
Dimensions: 150 x 2.1 mm
Part Number: ACE-1110-1502
Mobile Phase: A: 0.1% formic acid in H₂O
 B: 0.1% formic acid in MeCN

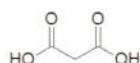
Detection: Sciex API 4000 triple quad MS
 ESI in negative ion mode

Sample: Urine / plasma sample is filtered and extracted with ice-cold methanol, evaporated to dryness and reconstituted in 0.1% formic acid in water

Analytes

1. Malonic acid
(*m/z* 103 → 59)
2. 4-Hydroxybutyric acid
(*m/z* 103 → 57)
3. 3-Hydroxybutyric acid
(*m/z* 103 → 59)
4. 3-Hydroxyisobutyric acid
(*m/z* 103 → 73)
5. 2-Hydroxybutyric acid
(*m/z* 103 → 57)

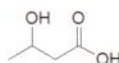
Please contact info@ace-hplc.com for additional information on the chromatographic conditions used for this analysis.



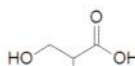
Malonic acid



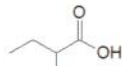
4-Hydroxybutyric acid



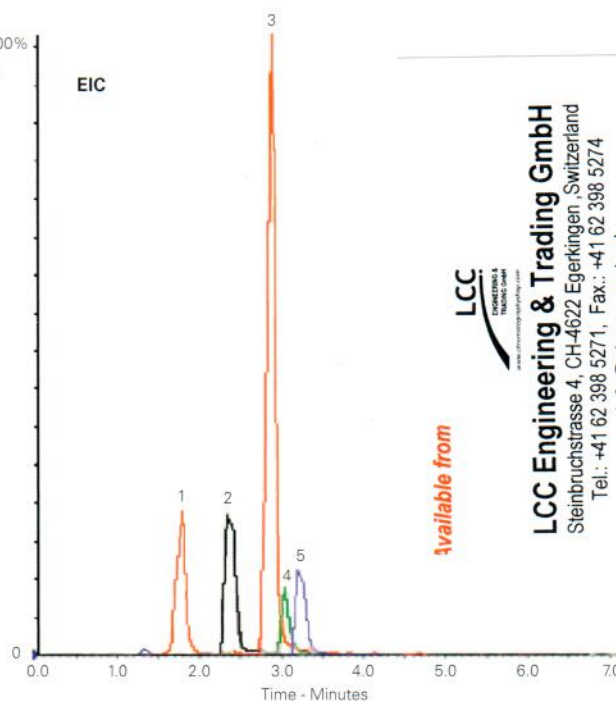
3-Hydroxybutyric acid



3-Hydroxyisobutyric acid



2-Hydroxybutyric acid



Available from



LCC Engineering & Trading GmbH
 Steinbruchstrasse 4, CH-4622 Egerkingen, Switzerland
 Tel.: +41 62 398 5271, Fax.: +41 62 398 5274

info@chemsupply.ch

www.chromatographyshop.com

Reproduced with permission of UCSD Biochemical Genetics, Department of Pediatrics, University of California San Diego, California, USA

Metabolomics – C6 & C7 Hydroxy and Dicarboxylic Acids

Conditions

Column: ACE 3 C18-PFP
Dimensions: 150 x 2.1 mm
Part Number: ACE-1110-1502
Mobile Phase: A: 0.1% formic acid in H₂O
 B: 0.1% formic acid in MeCN

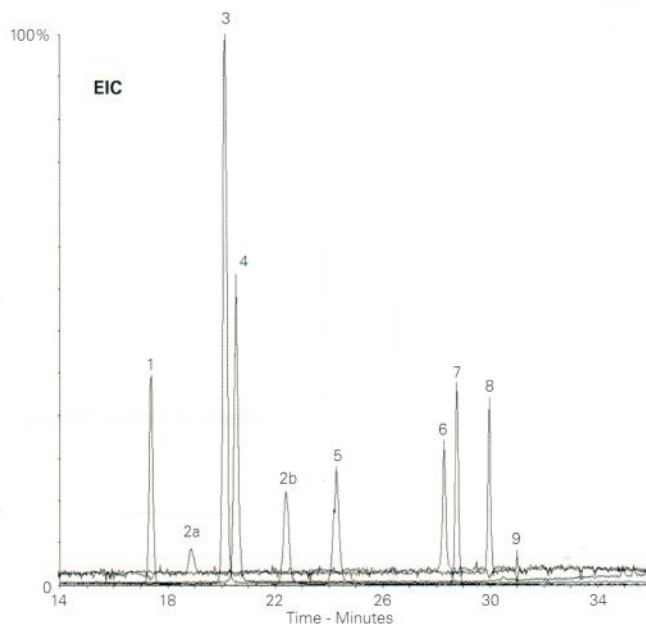
Detection: Sciex API 4000 triple quad MS
 ESI in negative ion mode

Sample: Urine / plasma samples filtered and extracted with ice-cold methanol, evaporated to dryness and reconstituted in 0.1% formic acid in water.

Analytes

1. 5-Hydroxyhexanoic acid
(*m/z* 131 → 85)
2. 2-Hydroxy-3-methylvaleric acid
(*m/z* 131 → 73)
3. 3-Methylglutaric acid
(*m/z* 145 → 101)
4. Adipic acid
(*m/z* 145 → 83)
5. 2-Hydroxyisocaproic acid
(*m/z* 131 → 85)
6. 3-Methyladipic acid
(*m/z* 159 → 115)
7. Pimelic acid
(*m/z* 159 → 97)
8. 4-Hydroxyphenylacetic acid
(*m/z* 151 → 107)
9. 2-Hydroxyphenylacetic acid
(*m/z* 151 → 107)

Please contact info@ace-hplc.com for additional information on the chromatographic conditions used for this analysis.



Reproduced with permission of UCSD Biochemical Genetics, Department of Pediatrics, University of California San Diego, California, USA